

WATCH MY DOMAINS SED V6

With Domain, SSL, DNS, Cookie Monitoring,
API Integration & Multiple Database Support

The screenshot shows the 'watch my domains' interface. At the top, there's a navigation menu with 'MAIN' and 'AUTO' options. Below it, a table lists domains with columns for '#', 'Domain', and 'Page URL'. The table includes entries like 'verwamag.com', 'netlife.in', 'brainstormdomai...', 'freesoftware.org', 'dnpedia.com', 'nikku...', 'domainpunch.com', 'sreeraj.com', and 'assetpunch.com'. Below the table, there's a detailed view for 'domainpunch.com' showing server time (2025-02-10 15:23:00), server time zone (UTC), UI session timeout (600), queue last processed at (2025-02-10 15:22:07), and cron last run (53 seconds).

The 'DOMAIN DASHBOARD' features several charts and statistics. A pie chart shows the status of domains: Expiring soon (pink), Missing Expiry Date (purple), Not Checked (yellow), and Other (teal). A bar chart shows 'Domains Expiring In' over a 90-day period. Summary statistics include: 0 Domains, 175 Hosts, 126 Subdomains, 142 SSLs, 0 SSLs will Expire in next 30 days, and 0 SSLs have expired.

Domain	Page URL	hostname	IP (SD)	Domain Expiry	SSL Valid
1	verwamag.com				
2	netlife.in				
3	brainstormdomai...	ny.toolpad.com	138.197.182.235	2019-05-30	2019-01-
4	freesoftware.org	olpad.com	138.197.134.150	2019-05-30	2018-12-
5	dnpedia.com	rdouglas.toolpad.co	159.65.251.184	2019-05-30	2019-01-
6	nikku...	lpad.com	104.131.49.245	2019-05-30	2018-12-
7	domainpunch.com	olpad.com	138.68.157.8	2019-05-30	2018-12-
8	assetpunch.com	olpad.com	142.93.63.48	2019-05-30	2019-01-
9	verwamag.com	ne.toolpad.com	138.197.108.238	2019-05-30	2019-01-
10	netlife.in	olpad.com	104.236.38.70	2019-05-30	2018-12-
11	brainstormdomai...	lpad.com	165.227.77.88	2019-05-30	2018-12-
12	freesoftware.org	th.toolpad.com	159.65.191.240	2019-05-30	2019-01-

Corporate Domain Name Asset Management
Software Platform on the cloud / web

Monitor & Manage all your domain
name related assets from the cloud.

<https://domainpunch.com>
<https://softnik.com>



DO YOU MANAGE A LARGE NUMBER OF CLIENT OR COMPANY DOMAINS?

Watch My Domains SED is a single point interface and a programmable platform to monitor and manage all your domain name related assets.

You can use it to monitor domain expiry dates, domain name records including name servers, domain contact details, if available, DNS records like MX, SPF, DMARC, DKIM, SSL certificate expiry dates, SSL SAN records, IP ASN, and any number of custom data you wish to attach to each domain name.

Easy Installation & Setup

Installing Watch My Domains SED is easy and can be done in a few minutes. It is as simple as downloading a ZIP file, unzipping it into a web visible folder and editing a configuration file.

There is also a fully automated Bash script that will install it on a fresh DigitalOcean droplet.

Fully Hosted and Managed Options

Don't want the hassle of installing and maintaining the application? We also offer fully hosted and managed options.



Your Back-End Database

MYSQL / MariaDB

Microsoft SQL

Oracle

PostgreSQL

Choose the database your organization is most comfortable with or has already invested in.

Watch My Domains SED v6 supports multiple databases for storage. You can select from Microsoft SQL Server, Oracle, PostgreSQL, MySQL / MariaDB or SQLite.

Professional Edition is required for Oracle, MS SQL and PostgreSQL support.



Full Source Code in Corporate Editions

Corporate editions include the complete un-encrypted source code. A typical corporate license also includes online technical support for 3 years. You can renew your support license after it expires.

Audit Trail

Monitor critical application activity.

The audit trail allows you to keep track of who logged in, who made changes and so on. All transactions, like adding or importing domains, deleting domains, downloading data are tracked and logged.

Administrative users can view the audit log from the Settings pane of the Administrative module. The audit log can be viewed from the console too, using the command line tool.



Install On Multiple Client Servers

Watch My Domains SED can be Installed on multiple servers with a single central database server (Professional Edition only).

Configurable Access Rights & Levels

Watch My Domains SED supports multiple users with configurable access rights and access levels. In addition, the various data columns have their own access levels that can be accessed only by users with the same or higher levels.

Configurable access rights include the ability to view, add, download, delete or edit data, change UI elements, etc.

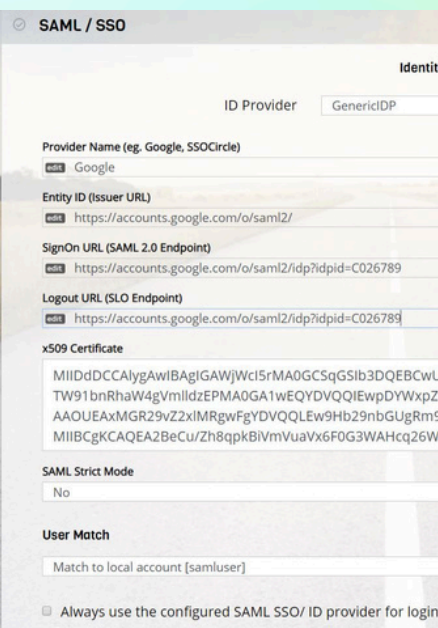
SAML / SSO & 2FA

Watch My Domains SED supports Two Factor Authentication (2FA) using either 'Duo Security' or 'Google Authenticator'.

You can also quickly configure Single Sign-On (SSO) by specifying your SAML identity provider details.

Access From Anywhere or Any Device

Watch My Domains SED runs on a server and all you need is a web-browser on a PC, Tablet or Smart Phone to access it from anywhere as long as the access is allowed from that location.



Monitor All Your Domain Related Assets

01

DOMAIN NAME RECORDS

Expiry Dates, Name Servers, Available Handles

02

DNS RECORDS

A, MX, NS, CNAME, TXT Records including SPF, DKIM, DMARC

03

SSL CERTIFICATES

SSL, Expiry Dates, SAN, Subject Key IDs, Ability to Keep track of older expired certificates and more

04

SUB DOMAINS

Keep track of all your subdomains, CNAMEs

05

IP ADDRESS DATA

IP Addresses associated with your domains, PTR, IP AS names and numbers, DSBL listings

06

CUSTOM DATA

Add any number of custom data columns.



You can schedule email alerts whenever DNS records (A, CNAME, MX, TXT) change.

Automatic Tasks / Report Generation

Watch My Domains SED is always-on because it runs on a web server. You can configure it to do any number of automatic tasks like report generation, web page monitoring etc. You can also configure it to run custom tasks.

Daily, Weekly, Monthly Email Alerts and Reports

You can use the Report Scheduler in Watch My Domains SED to email you the reports on a daily, weekly or monthly basis. These reports can include information about upcoming domain name registration or SSL certificate expiry, current DNS and domain records, etc.



Powerful Data Download Options

Download domain tables and any reports in CSV format for easy import into spreadsheets.

You can set the download to include only the selected rows, the entire table, the entire domain table in the database, only the selected domain names, all the domain names in the table etc.

Fast, Clean, Brandable, Desktop Like Interface

watch my domains

- DOMAIN MONITOR
- DOMAIN TABLE
- REPORTS
- SETTINGS

APPLICATION SETTINGS

Domain Columns

Configure the domain data column labels, widths and access levels.

Access levels allow you to control which data columns are accessible by individual users.

Registrar API

Use registrar APIs to pull data directly from your registrar.

Using registrar APIs, wherever supported, will make things easy, but it is not mandatory to configure this or use the APIs.

RDAP Settings

Configure the Registration Data Access Protocol (RDAP) URLs for TLDs that support it.

You can also choose the default lookup mode (RDAP or Whois).

Public Suffix List

The Public Suffix List (eTLDs) is a catalog of all domains under which Internet users can (or historically could) directly register names.

Watch My Domains SED uses the list to properly parse URLs and domain names.

Proxy Setup

Specify proxy server details. Watch My Domains SED supports Proxy for Whois (Socks5) and HTTP lookups

Both Socks5 and HTTP proxies are supported. However Port 43 Whois requires Socks5 proxies.

Clean, Fast Interface With Powerful Report Generation & Data Download Options

Watch My Domains SED has a pleasing interface that is smooth and fast. It works on all modern browsers and you can access the application from desktops, laptops and tablets. The interface is very similar to the desktop versions and the transition from desktop to server edition is very easy and smooth.

It is possible to brand your installation by changing the application logo, icon and links within the application. You can also choose a suitable color theme.

BRANDING

Customized Links

You can brand the installation with your own logo and links.

Theme Support

Create custom links that will allow you to open various web pages connected to the domain. For example, you can access the web-archive page, Google cache page, Alexa page, etc. for any domain with a single click.

Select a suitable theme from a list of available themes, Change the fonts and colors of the domain table.

Branding Options

Specifying Images

Upload images to lib/layouts/images/custom folder and specify the relative path (lib/layouts/images/custom/mylogo.png). Remember to check the logo under different themes. You may need to clear the browser cache to see any changes you make to the logo here.

Background Image Examples

Background Property: no-repeat left top fixed

Background Size: cover

Please **reload** the browser for any changes to take effect.

Main Logo Image

Should be 300x36 or smaller and ideally should have a transparent background.

Big Logo Image

Should be 200x80 or similar and ideally should have a transparent background.

Background Image

None Selected

Select an image from the list or type in a URL to an image

Background CSS Property

Repeat, Attachment and Position

Home Page URL

https://domainpunch.com/sed/?sed6

User Guide URL

https://domainpunch.com/sed/guidev6/?sed6


Update Page URL

https://domainpunch.com/sed/changelog.php?s

Contact Page URL

https://domainpunch.com/support/contact.php?

Background Preview

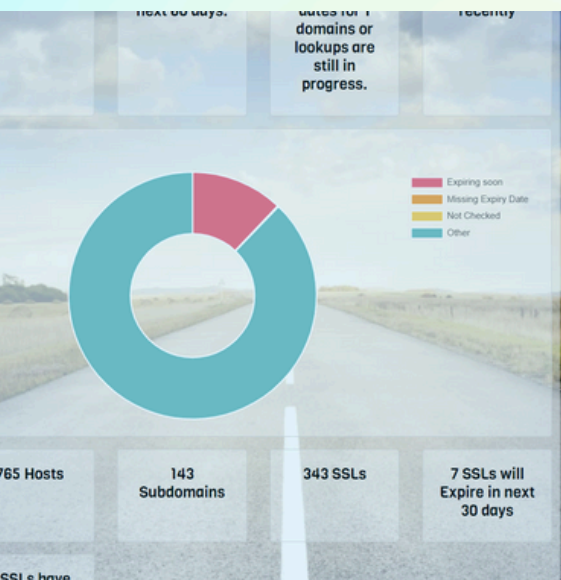


DNS Monitoring & Alerts

Watch My Domains SED can alert you by email when changes to important DNS settings are detected.

You can also configure the application to use specific name servers to do DNS lookup. It is even possible to assign different “DNS lookup name servers” for each of your domains. This is very useful if you have different DNS settings within your intranet.


Another feature is the ability to check your IP addresses against various black lists.



Third Party Data Integration

Watch My Domains SED has built-in support for importing data from registrars and other third party providers like GoDaddy, NameCheap, Dynadot, Internet.BS, NameSilo, ResellerClub and DNSMadeEasy.

You can use the Application Programming Interface (API) to integrate data from the domain database into your own website. You can also use it to integrate data from third party resources.



Custom Data Columns

You can add any number of custom data columns (called custom domain fields) to the database and have those columns displayed as part of the application interface.

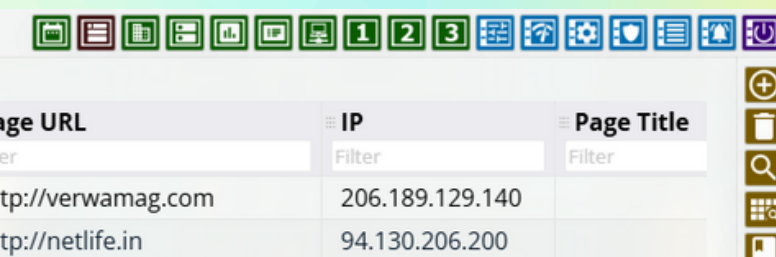
You can create custom column names in any language. You can also edit the column values or import data into the database from a CSV file.

Categorize Domain Names into Different Groups

You can categorize your domain names into easily manageable groups. The domain category bar displays all the domain categories in a neat tree view. You can add, remove and rename the categories. Domains can be moved from one category to another very easily. You can also automatically assign the domains to a specific category when they are being added to the portfolio.

A separate, user configurable auto-sorted category list allows you to quickly find domains that satisfy certain conditions. For example, you can quickly find domains that are past expiry date, domains that were newly registered, domains that were last checked more than 180 days ago, and so on.

Domain Data Display Groups



Page URL	IP	Page Title
er	Filter	Filter
tp://verwamag.com	206.189.129.140	
tp://netlife.in	94.130.206.200	

Easily configure what columns go into each display group.

Watch My Domains SED features a number of display groups that allow you to view the whole domain related data easily and quickly. For example, the "Important Dates" group lists the various expiry, created, and last updated dates; the "Network Related Data" displays the name server records, IP addresses etc.

Manually Edit or Import Data

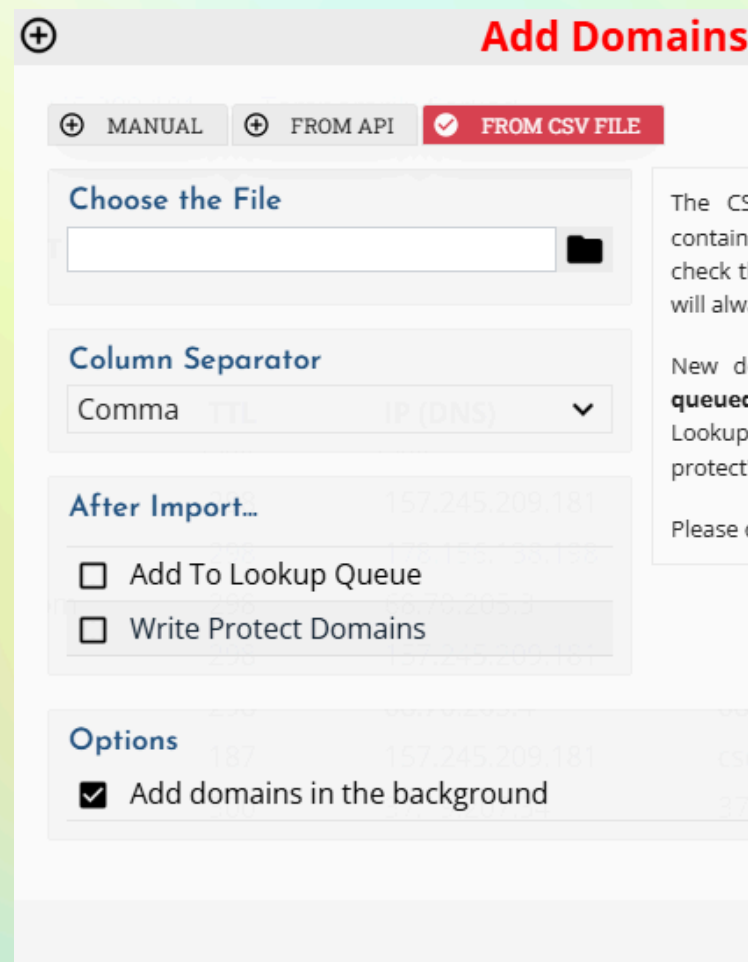
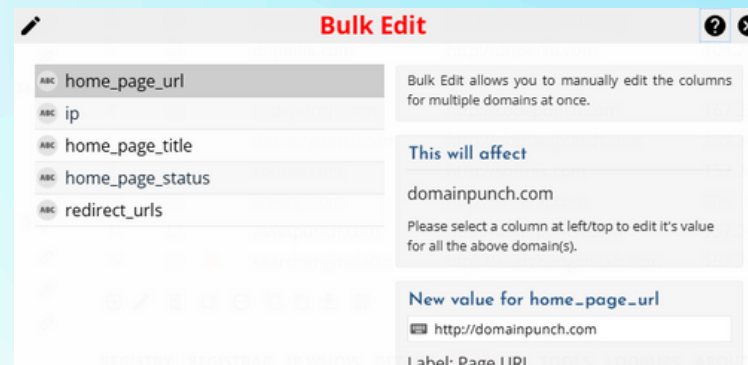
You can manually edit most of the data columns in Watch My Domains SED. This is useful when some of the data is not available automatically from domain Whois / RDAP or otherwise.

Data can also be imported from a CSV file.

Bulk Edit Data

You can also manually enter the same data into a column for multiple domains. This is done by selecting a group of domains and then invoking the bulk-edit option.

Custom Queries can be used to locate domains that satisfy certain criteria and then you can use the bulk-edit option to set data into a specific column for all those domains. For example, you can use this option to set a specific column value for all domains that expire within 6 months or domains that use a specific name server.

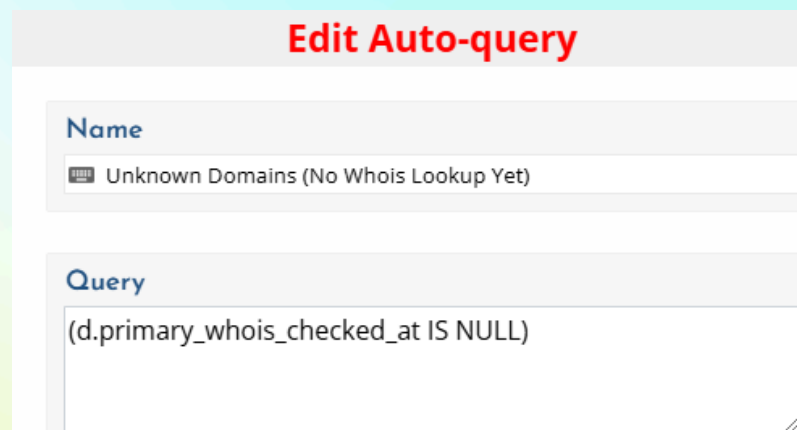


Automatic Scheduled Domain Lookup

The lookup scheduler makes sure that the domain information is updated at regular intervals. You can use SQL queries to target and find domains that needs to be refreshed. You can customize the scheduler and add your own lookup schedules.

Custom Query Tools

Quickly find the domains you want using the query short-codes. These can be used while creating reports or for finding and displaying the right domain names in data tables.



Edit Auto-query

Name
Unknown Domains (No Whois Lookup Yet)

Query
(d.primary_whois_checked_at IS NULL)

Whois / RDAP & Registrar API Support

Watch My Domains SED can perform an automatic Whois configuration when you add a domain with a TLD that has not yet been setup. You don't need to do manual configurations or wait for a software update. With so many new TLDs becoming available, manually configuring each TLD is not a viable option. This feature makes managing domains really easy.

You may also use Registration Data Access Protocol (RDAP) queries instead of Whois for registries that support it. The application will automatically find the right RDAP query URL for supported TLDs.

Watch My Domains supports importing data directly from your registrar. This requires your registrar having API support. Currently registrars like GoDaddy, Namecheap, NameSilo, ResellerClub, Dynadot, etc. are supported.

"All Domains" in the category or query selector to view the data for all the domains in your portf

keywordexplorer.cor	3	seolab.com
151 days	Expiry	361 days
5M 2025-07-12	Registry	12M 2026-02-07
11M 2026-01-23	Registrar	12M 2026-02-07
-17D 2025-01-25	Checked	-3D 2025-02-08
02:19:09 pm	Status	nameserverdiscrepancy, active
active, nameserverdiscrepancy, clienttransferprohibited	Created	-19Y 2006-01-16
-19D 2025-01-23	Registrar	PDR Ltd. d/b/a PublicDomainR gistry.com
PDR Ltd. d/b/a PublicDomainR gistry.com	NS1	DNS10.PARKPAGE.FOUNDATIC NAPI.COM
NS0.SOFTNIK.COM	NS2	DNS11.PARKPAGE.FOUNDATIC NAPI.COM
NS1.SOFTNIK.COM	IPv4	157.245.209.181
157.245.209.181	ASN	DIGITALOCEAN-ASN, US
DIGITALOCEAN-ASN, US	Home Page	Temporarily Parked
Temporarily Parked		

Monitor Cookies

Automatically find and enumerate every cookie set by your websites. Watch My Domains can automatically check every website that corresponds to your A and CNAME records. This is a very useful tool to ensure that your web properties do not violate privacy laws and regulations like the GDPR.

Cookie monitoring requires Professional Edition

Capture website screen shots

You can preview the web pages corresponding to all your active websites in Watch My Domains SED.

Webshot & Cookie Analysis

Enable

Off

Enable Web screen-shot and cookie monitoring

Refresh Every

30

days. Only the domains with data older than the specified days will be checked.

Domain Count

1

Maximum domains that should be processed every cycle. The recommended value is 1.

Which Domains?

Business Domains & 2 other

Choose the categories to do webshots & cookie monitoring.

Browser Settings

All Cookies

Select 'All Cookies' to track third party cookies set by the website. Disabling JavaScript will prevent proper screenshots and cookie acquisition.

Full API Support & Easy Integration



Watch My Domains SED v6 has a comprehensive API which can be used to create your own interface or to integrate the details into your own websites. The user interface of Watch My Domains SED v6 uses the same API, so it is possible for you to completely create your own interface using Javascript & PHP.

A separate RESTful API is available for Professional Edition for use from your own applications developed in any language.

Updating Records at Registrar / DNS Providers

It is possible to use Watch My Domains SED to automatically renew domains and update DNS records at your Registrar or service provider. Your registrar or service provider should have a functioning and documented API for this to work. Many popular providers like GoDaddy, ResellerClub, NameCheap, NameSilo, Dynadot, DNSMadeEasy already provide APIs and are supported.

For obvious security reasons this option is not enabled or provided by default. This can be enabled based on discussions and request after purchase. However, a ready to use toolkit for Namecheap is available as part of the existing package.

Editions & Pricing

BASIC EDITION

Basic starter edition that supports only one user

\$ 250

STANDARD EDITION

For individuals and small companies, Supports multiple users, MySQL / MariaDB database back-end

\$ 450

PROFESSIONAL EDITION

Corporate / Business Version with Full Source Code, Oracle, MS SQL, PostgreSQL, MySQL Support, 1-3 year renewable support contracts that include on-demand code development and more

From \$ 1950

Contact us for More Details



For More Details

CONTACT@SOFTNIK.COM

<https://domainpunch.com/sed/>

Request a Dedicated Installation for Evaluation
or download a fully functional evaluation version

