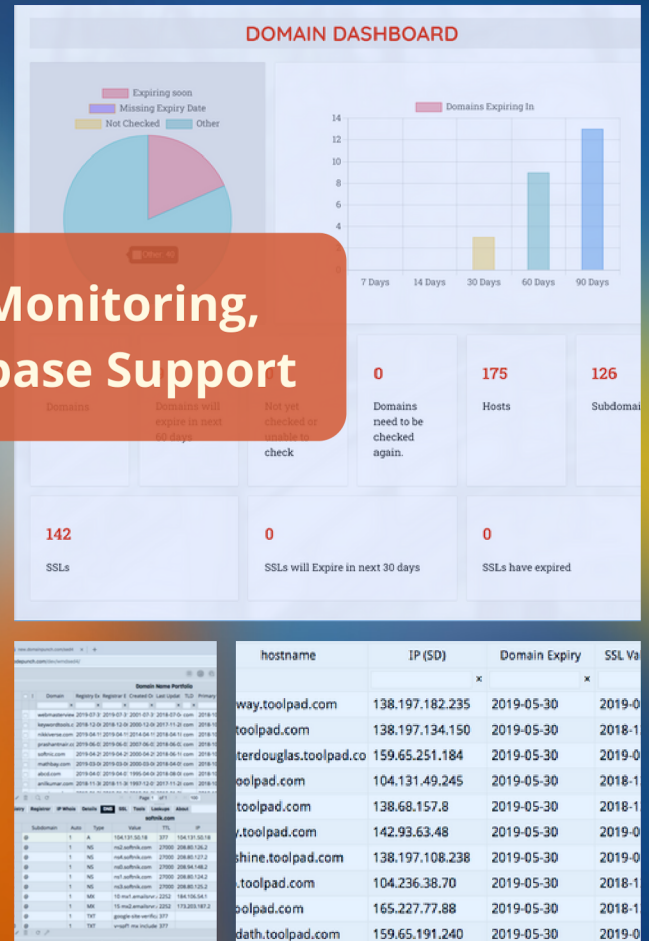
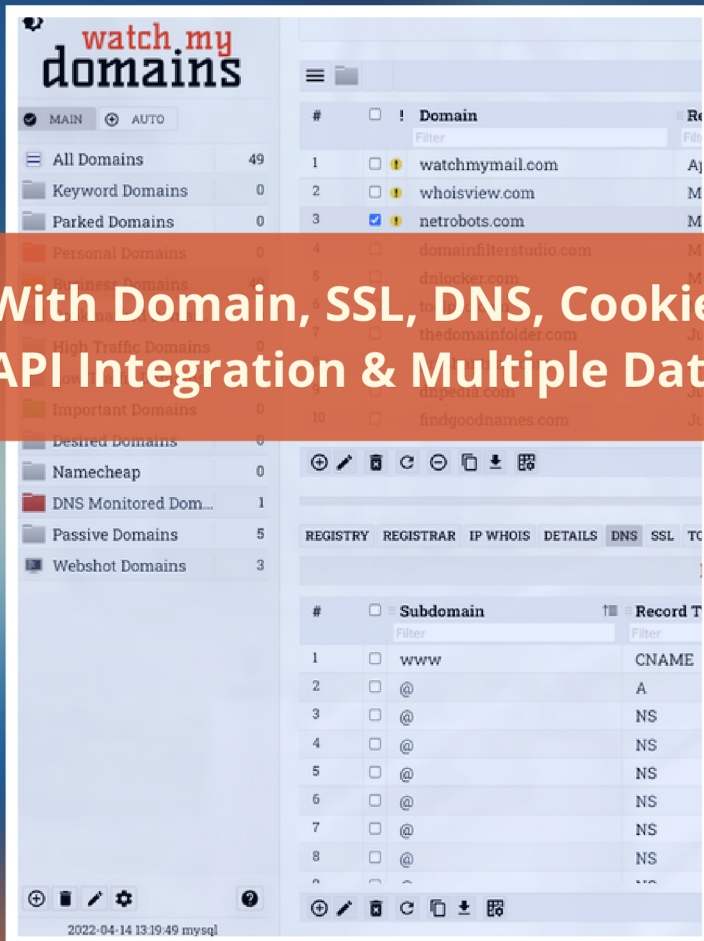


# WATCH MY DOMAINS SED V5

With Domain, SSL, DNS, Cookie Monitoring,  
API Integration & Multiple Database Support



**Corporate Domain Name Asset Management  
Software Platform on the cloud / web**

Monitor & Manage all your domain  
name related assets from the cloud.

<https://domainpunch.com>  
<https://softnik.com>



## DO YOU MANAGE A LARGE NUMBER OF CLIENT OR COMPANY DOMAINS?

Watch My Domains SED is a single point interface and a programmable platform to monitor and manage all your domain name related assets.

You can use it to monitor domain expiry dates, domain name records including name servers, domain contact details, if available, DNS records like MX, SPF, DMARC, DKIM, SSL certificate expiry dates, SSL SAN records, IP ASN, and any number of custom data you wish to attach to each domain name.

## Easy Installation & Setup

Installing Watch My Domains SED is easy and can be done in a few minutes. It is as simple as downloading a ZIP file, unzipping it into a web visible folder and editing a configuration file.

There is also a fully automated Bash script that will install it on a fresh DigitalOcean droplet.

## Fully Hosted and Managed Options

Don't want the hassle of installing and maintaining the application? We also offer fully hosted and managed options.





## Your Back-End Database

**MYSQL / MariaDB**

**Microsoft SQL**

**Oracle**

**PostgreSQL**

Choose the database your organization is most comfortable with or has already invested in.

Watch My Domains SED v4 supports multiple databases for storage. You can select from Microsoft SQL Server, Oracle, PostgreSQL, MySQL / MariaDB or SQLite.

Professional Edition is required for Oracle, MS SQL and PostgreSQL support.



## Full Source Code in Corporate Editions

Corporate editions include the complete un-encrypted source code. A typical corporate license also includes online technical support for 3 years. You can renew your support license after it expires.

## Audit Trail

Monitor critical application activity.

The audit trail allows you to keep track of who logged in, who made changes and so on. All transactions, like adding or importing domains, deleting domains, downloading data are tracked and logged.

Administrative users can view the audit log from the Settings pane of the Administrative module. The audit log can be viewed from the console too, using the command line tool.



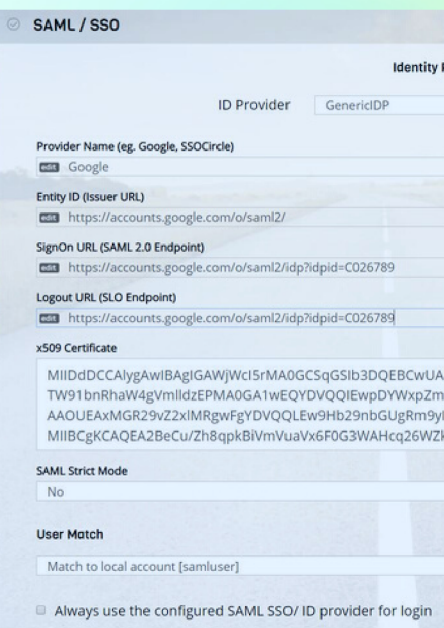
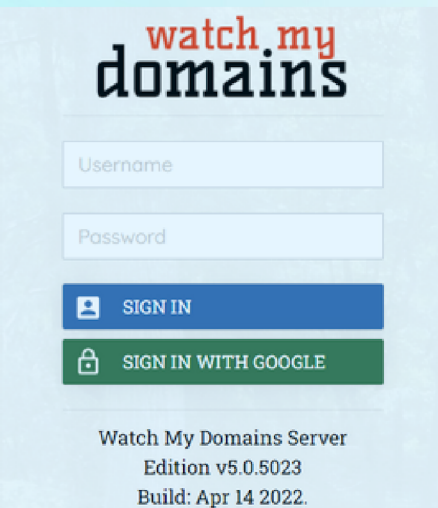
## Install On Multiple Client Servers

Watch My Domains SED can be Installed on multiple servers with a single central database server (Professional Edition only).

## Configurable Access Rights & Levels

Watch My Domains SED supports multiple users with configurable access rights and access levels. In addition, the various data columns have their own access levels that can be accessed only by users with the same or higher levels.

Configurable access rights include the ability to view, add, download, delete or edit data, change UI elements, etc.



## SAML / SSO & 2FA

Watch My Domains SED supports Two Factor Authentication (2FA) using either 'Duo Security' or 'Google Authenticator'.

You can also quickly configure Single Sign-On (SSO) by specifying your SAML identity provider details.

## Access From Anywhere or Any Device

Watch My Domains SED runs on a server and all you need is a web-browser on a PC, Tablet or Smart Phone to access it from anywhere as long as the access is allowed from that location.



# Monitor All Your Domain Related Assets

**01**

## DOMAIN NAME RECORDS

Expiry Dates, Name Servers, Available Handles

**02**

## DNS RECORDS

A, MX, NS, CNAME, TXT Records including SPF, DKIM, DMARC

**03**

## SSL CERTIFICATES

SSL, Expiry Dates, SAN, Subject Key IDs, Ability to Keep track of older expired certificates and more

**04**

## SUB DOMAINS

Keep track of all your subdomains, CNAMEs

**05**

## IP ADDRESS DATA

IP Addresses associated with your domains, PTR, IP AS names and numbers, DSBL listings

**06**

## CUSTOM DATA

Add any number of custom data columns.



You can schedule email alerts whenever DNS records (A, CNAME, MX, TXT) change.

## Automatic Tasks / Report Generation

Watch My Domains SED is always-on because it runs on a web server. You can configure it to do any number of automatic tasks like report generation, web page monitoring etc. You can also configure it to run custom tasks.

### Daily, Weekly, Monthly Email Alerts and Reports

You can use the Report Scheduler in Watch My Domains SED to email you the reports on a daily, weekly or monthly basis. These reports can include information about upcoming domain name registration or SSL certificate expiry, current DNS and domain records, etc.



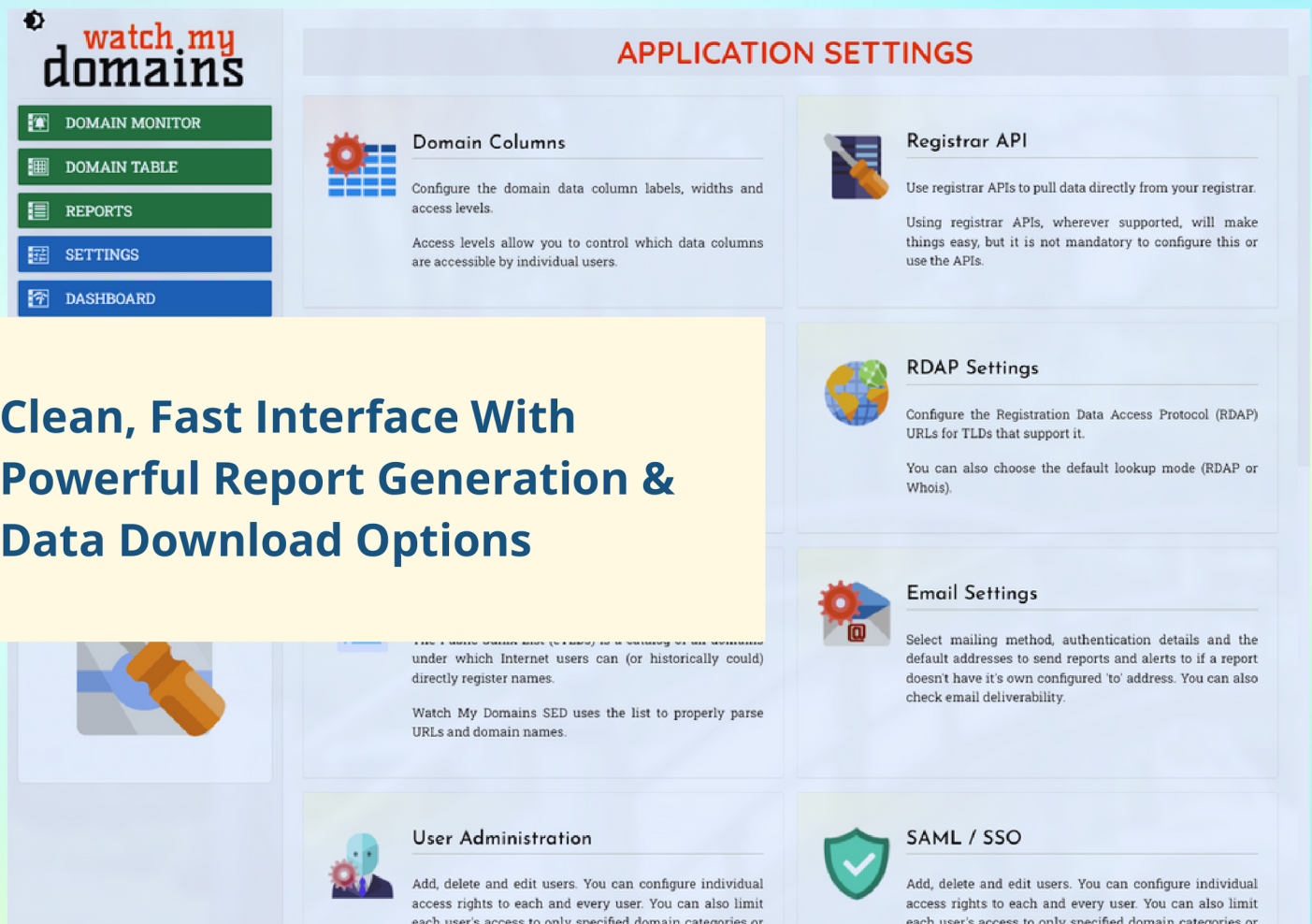
### Powerful Data Download Options

Download domain tables and any reports in CSV format for easy import into spreadsheets.

You can set the download to include only the selected rows, the entire table, the entire domain table in the database, only the selected domain names, all the domain names in the table etc.



# Fast, Clean, Brandable, Desktop Like Interface



Watch My Domains SED has a pleasing interface that is smooth and fast. It works on all modern browsers and you can access the application from desktops, laptops and tablets. The interface is very similar to the desktop versions and the transition from desktop to server edition is very easy and smooth.

It is possible to brand your installation by changing the application logo, icon and links within the application. You can also choose a suitable color theme.

# BRANDING


## Customized Links

You can brand the installation with your own logo and links.


## Theme Support

Create custom links that will allow you to open various web pages connected to the domain. For example, you can access the web-archive page, Google cache page, Alexa page, etc. for any domain with a single click.


Select a suitable theme from a list of available themes, Change the fonts and colors of the domain table.

 **Branding**


**Home Page URL**  



**Update Page URL**  




**Main Logo Image**  




Should be 300x36 or smaller and ideally should have a transparent background.

**Background Image**  




Should be large enough to fill the background.

**Background CSS Property**  




Repeat, Attachment and Position


**User Guide URL**  



**Contact Page URL**  



**Big Logo Image**  




Should be 200x80 or similar and ideally should have a transparent background.

**Specifying Images**  

Upload images to lib/layouts/images/custom folder and specify the relative path (lib/layouts/images/custom/mylogo.png). Remember to check the logo under different themes. You may need to clear the browser cache to see any changes you make to the logo here. The screen will reload if you change this setting.



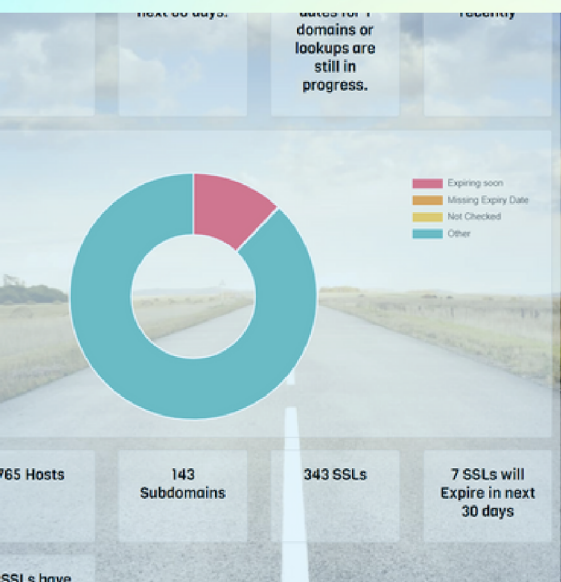


## DNS Monitoring & Alerts

Watch My Domains SED can alert you by email when changes to important DNS settings are detected.

You can also configure the application to use specific name servers to do DNS lookup. It is even possible to assign different “DNS lookup name servers” for each of your domains. This is very useful if you have different DNS settings within your intranet.


Another feature is the ability to check your IP addresses against various black lists.



## Third Party Data Integration

Watch My Domains SED has built-in support for importing data from registrars and other third party providers like GoDaddy, NameCheap, Dynadot, Internet.BS, NameSilo, ResellerClub and DNSMadeEasy.

You can use the Application Programming Interface (API) to integrate data from the domain database into your own website. You can also use it to integrate data from third party resources.



## Custom Data Columns

You can add any number of custom data columns (called custom domain fields) to the database and have those columns displayed as part of the application interface.

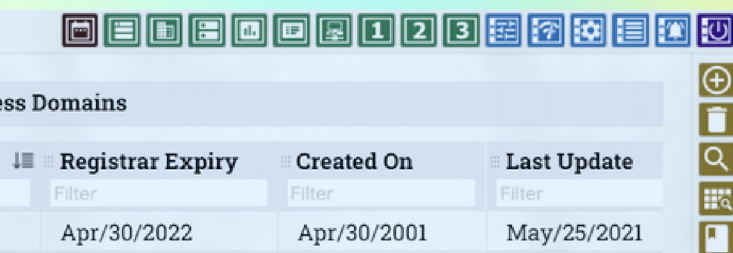
You can create custom column names in any language. You can also edit the column values or import data into the database from a CSV file.

## Categorize Domain Names into Different Groups

You can categorize your domain names into easily manageable groups. The domain category bar displays all the domain categories in a neat tree view. You can add, remove and rename the categories. Domains can be moved from one category to another very easily. You can also automatically assign the domains to a specific category when they are being added to the portfolio.

A separate, user configurable auto-sorted category list allows you to quickly find domains that satisfy certain conditions. For example, you can quickly find domains that are past expiry date, domains that were newly registered, domains that were last checked more than 180 days ago, and so on.

## Domain Data Display Groups



Registrar Expiry	Created On	Last Update
Filter	Filter	Filter
Apr/30/2022	Apr/30/2001	May/25/2021

Easily configure what columns go into each display group.

Watch My Domains SED features a number of display groups that allow you to view the whole domain related data easily and quickly. For example, the "Important Dates" group lists the various expiry, created, and last updated dates; the "Network Related Data" displays the name server records, IP addresses etc.



## Manually Edit or Import Data

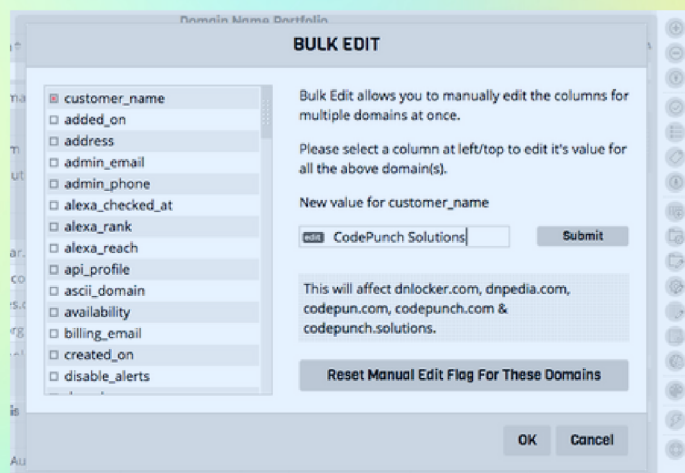
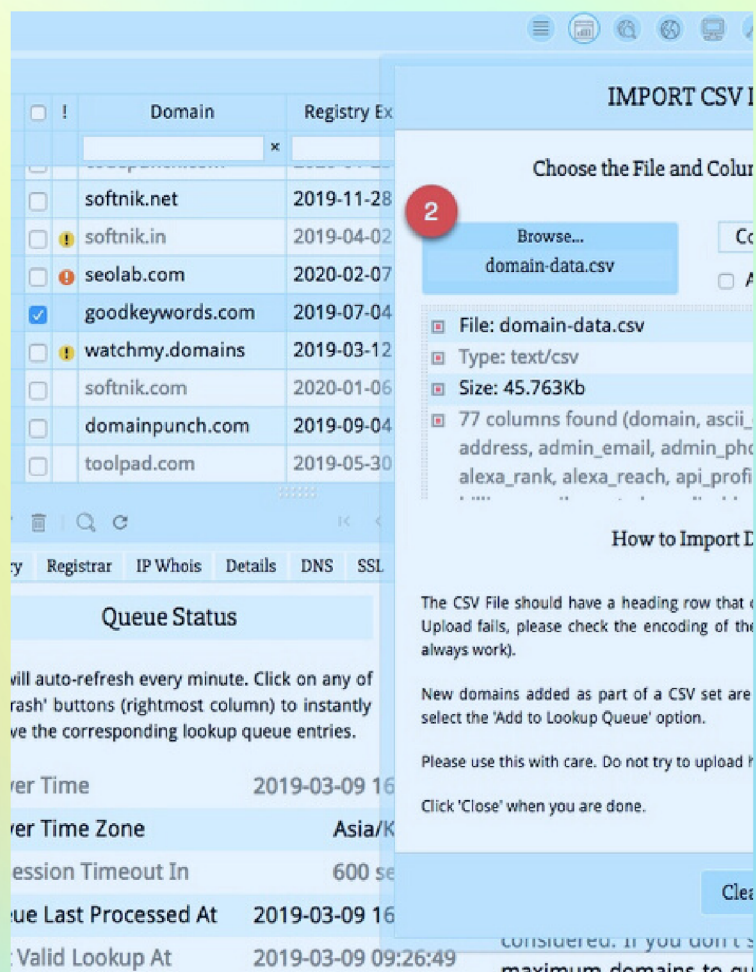
You can manually edit most of the data columns in Watch My Domains SED. This is useful when some of the data is not available automatically from domain Whois / RDAP or otherwise.

Data can also be imported from a CSV file.

## Bulk Edit Data

You can also manually enter the same data into a column for multiple domains. This is done by selecting a group of domains and then invoking the bulk-edit option.

Custom Queries can be used to locate domains that satisfy certain criteria and then you can use the bulk-edit option to set data into a specific column for all those domains. For example, you can use this option to set a specific column value for all domains that expire within 6 months or domains that use a specific name server.



## Automatic Scheduled Domain Lookup

The lookup scheduler makes sure that the domain information is updated at regular intervals. You can use SQL queries to target and find domains that needs to be refreshed. You can customize the scheduler and add your own lookup schedules.

## Custom Query Tools

Quickly find the domains you want using the query short-codes. These can be used while creating reports or for finding and displaying the right domain names in data tables.

The screenshot shows a web interface titled "Valid Cookies". It contains two main sections: "Filter Query" and "Query Parameters". The "Filter Query" section has a text input field containing "[IS\_COOKIE]". The "Query Parameters" section is an empty text input field. Below these sections, there is a list of "Supported filter query short codes" including [IS\_HOSTNAME], [IS\_VALID\_DNSRECORD], [IS\_DNS\_RECORD], [IS\_SSL\_RECORD], [IS\_NS\_RECORD], [IS\_A\_RECORD], [IS\_CNAME\_RECORD], [IS\_MX\_RECORD], [IS\_COOKIE], [IN\_XXXX], and [NOTIN\_XXXX]. A note at the bottom states: "Replace the XXXX in the above short codes with a category name. Please see the documentation for details on short codes."

## Whois / RDAP & Registrar API Support

Watch My Domains SED can perform an automatic Whois configuration when you add a domain with a TLD that has not yet been setup. You don't need to do manual configurations or wait for a software update. With so many new TLDs becoming available, manually configuring each TLD is not a viable option. This feature makes managing domains really easy.

You may also use Registration Data Access Protocol (RDAP) queries instead of Whois for registries that support it. The application will automatically find the right RDAP query URL for supported TLDs.

Watch My Domains supports importing data directly from your registrar. This requires your registrar having API support. Currently registrars like GoDaddy, Namecheap, NameSilo, ResellerClub, Dynadot, etc. are supported.



Currently displayed. Please select "All Domains" in the category or query selector to view the

Checked At	2022-04-10 03:48:28
4	support.softnik.com
Name	_pk_id.1.0eac
Time	393 days
Domain	domainpunch.com
Value	32ba9aeb07e6aadf.1649542237.1.1649542237.1649542237.
Checked At	2022-04-10 03:40:33
6	www.dnpedia.com
Name	_pk_id.2.6a2c
Time	393 days
Domain	dnpedia.com
Value	56687d1c688ac6bb.1649542036.1.1649542036.1649542036.
Checked At	2022-04-10 03:37:13



## Monitor Cookies

Automatically find and enumerate every cookie set by your websites. Watch My Domains can automatically check every website that corresponds to your A and CNAME records. This is a very useful tool to ensure that your web properties do not violate privacy laws and regulations like the GDPR.

**Cookie monitoring requires Professional Edition**

## Capture website screen shots

You can preview the web pages corresponding to all your active websites in Watch My Domains SED.

### Webshot & Cookie Analysis

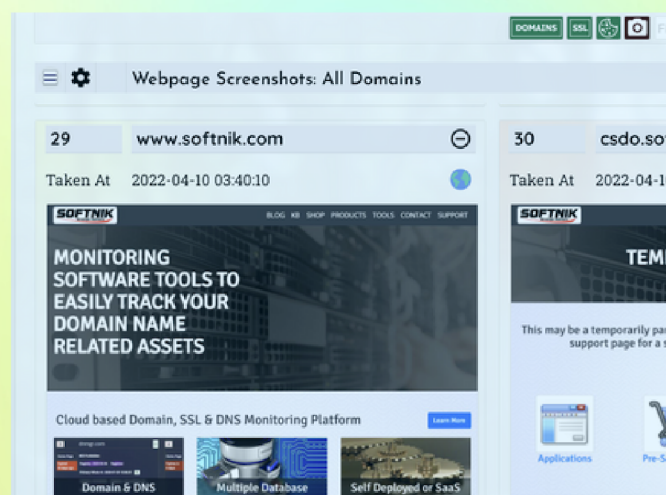
**Enable**  
On  
Enable Web screen-shot and cookie monitoring

**Refresh Every**  
30  
days. Only the domains with data older than the specified days will be checked.

**Domain Count**  
1  
Maximum domains that should be processed every cycle. The recommended value is 1.

**Which Domains?**  
Business Domains & 1 other  
Choose the categories to do webshots & cookie monitoring.

**Browser Settings**  
All Cookies  
Select 'All Cookies' to track third party cookies set by the website. Disabling JavaScript will prevent proper screenshots and cookie acquisition.



## Full API Support & Easy Integration



Watch My Domains SED v4 has a comprehensive API which can be used to create your own interface or to integrate the details into your own websites. The user interface of Watch My Domains SED v4 uses the same API, so it is possible for you to completely create your own interface using Javascript & PHP.

A separate RESTFul API is available for Professional Edition for use from your own applications developed in any language.

## Updating Records at Registrar / DNS Providers

It is possible to use Watch My Domains SED to automatically renew domains and update DNS records at your Registrar or service provider. Your registrar or service provider should have a functioning and documented API for this to work. Many popular providers like GoDaddy, ResellerClub, NameCheap, NameSilo, Dynadot, DNSMadeEasy already provide APIs and are supported.

For obvious security reasons this option is not enabled or provided by default. This can be enabled based on discussions and request after purchase. However, a ready to use toolkit for Namecheap is available as part of the existing package.



# Editions & Pricing

## BASIC EDITION

Basic starter edition that supports only one user

\$ 250

## STANDARD EDITION

For individuals and small companies, Supports multiple users, MySQL / MariaDB database back-end

\$ 450

## PROFESSIONAL EDITION

Corporate / Business Version with Full Source Code, Oracle, MS SQL, PostgreSQL, MySQL Support, 1-3 year renewable support contracts that include on-demand code development and more

From \$ 1950

Contact us for More Details



For More Details

**CONTACT@SOFTNIK.COM**

**<https://domainpunch.com/sed/>**

Request a Dedicated Installation for Evaluation  
or download a fully functional evaluation version

